

**Tomball Hospital Authority d/b/a**  
**Tomball Regional Health Foundation**  
**Annual Report**  
**FY 2019**

**Introduction**

This Annual Report of Tomball Hospital Authority d/b/a Tomball Regional Health Foundation provides an overview of the Authority's Financial and Project activities for the year ending June 30, 2019. During the fiscal year ending June 30, 2012, the Authority ceased operating a hospital or providing direct healthcare to residents within our community. The Authority's sole source of revenue is investment income from the Authority's investment portfolio resulting from the sale of the previously operated hospital. Its Mission Statement is "To promote wellness and improve health status for all residents in our communities through programs that enhance access to healthcare, preventative care and health education." We desire to create a partnership with our community and local organizations that serve healthcare and healthcare related educational needs. That desire is accomplished by funding various projects within our community that fit our mission and values.

Tomball Hospital Authority is a separate and distinct Governmental entity, a political subdivision of the State of Texas, organized under Chapter 262 of the Texas Health and Safety Code. The Authority is not a 501c3. Although not a "charity", the Authority strives to meet the same standards as set forth by the BBB Wise Giving Alliance and their accreditation standards. Of their 20 published standards, 5 of those standards address fundraising which the Authority does not do. Of the remaining 15 accreditation standards, we are in compliance with all 15 of those standards with at least 65% of our total expense being spent on projects. In FY2018, project expense was 69.3% of our total expenses. In FY2019, project expense was 74.3% of our total expenses primarily due to favorable market performance of our portfolio as outlined further in this report. These Accreditation Standards can be found at <http://www.give.org/for-charities/How-We-Accredit-Charities/>

As stated above, revenue for the Authority is solely dependent upon investment performance. Expenses are in two distinct areas, Operational Expense and Project Expense.

**Financial Highlights**

Total current assets increased in FY2019 by \$2,688,841.00 or 2.6%. The overall increase in cash and investments was primarily the result of the performance of our investment portfolio which saw some volatility in October 2018 – January 2019. We did experience a market recovery in Jan-June, 2019 which allowed us to maintain a positive trend line.

In August of 2015, the Board approved an annual spend rate of 4% based on the rolling average of 12 quarters of quarterly market value of the investment portfolio value determined to be at that time \$82,850,824 or \$3,314,033. The Board authorized quarterly withdrawals from the investment portfolio in the amount of \$828,508 to support operations and projects. The Spending Policy was re-evaluated in July of 2019 and the rolling average of the previous 12 quarters was determined to be \$95,084,809.24 yielding a 4% spend rate of \$3,832,192.37 and a quarterly withdrawal of up to \$958,048.09 to support projects and operations.

## Investment Portfolio Performance

Investment performance for FY 2019 was volatile but favorable to the portfolio due to market conditions and appropriate investment categories that exceeded expectations as noted in the difference in the graphs below for FY2018 and FY 2019

### Portfolio Value for FY 2019 by Month

	Jul	\$	99,786,702.37
	Aug	\$	100,772,207.85
	Sept	\$	100,678,212.02
	Oct	\$	94,831,378.95
	Nov	\$	95,023,491.31
	Dec	\$	90,010,157.27
2019	Jan	\$	96,191,962.49
	Feb	\$	98,393,935.68
	Mar	\$	99,878,809.44
	Apr	\$	101,376,191.82
	May	\$	97,329,683.46
	Jun	\$	101,810,862.07
	Jul	\$	101,067,695.90

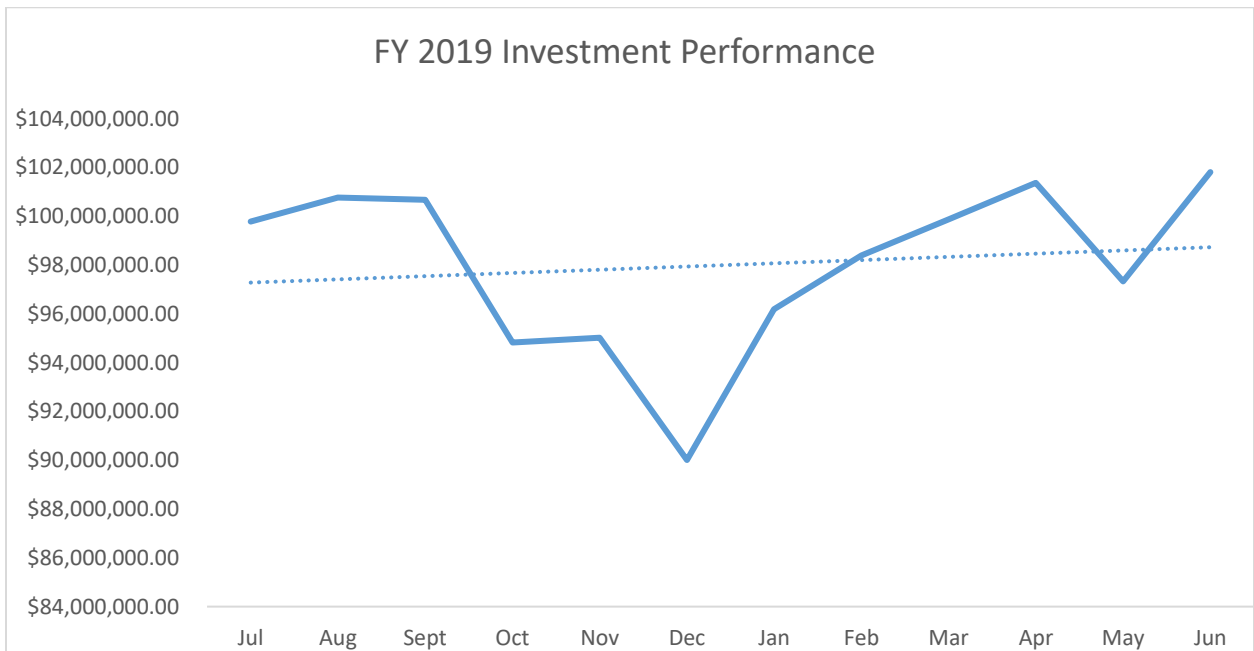
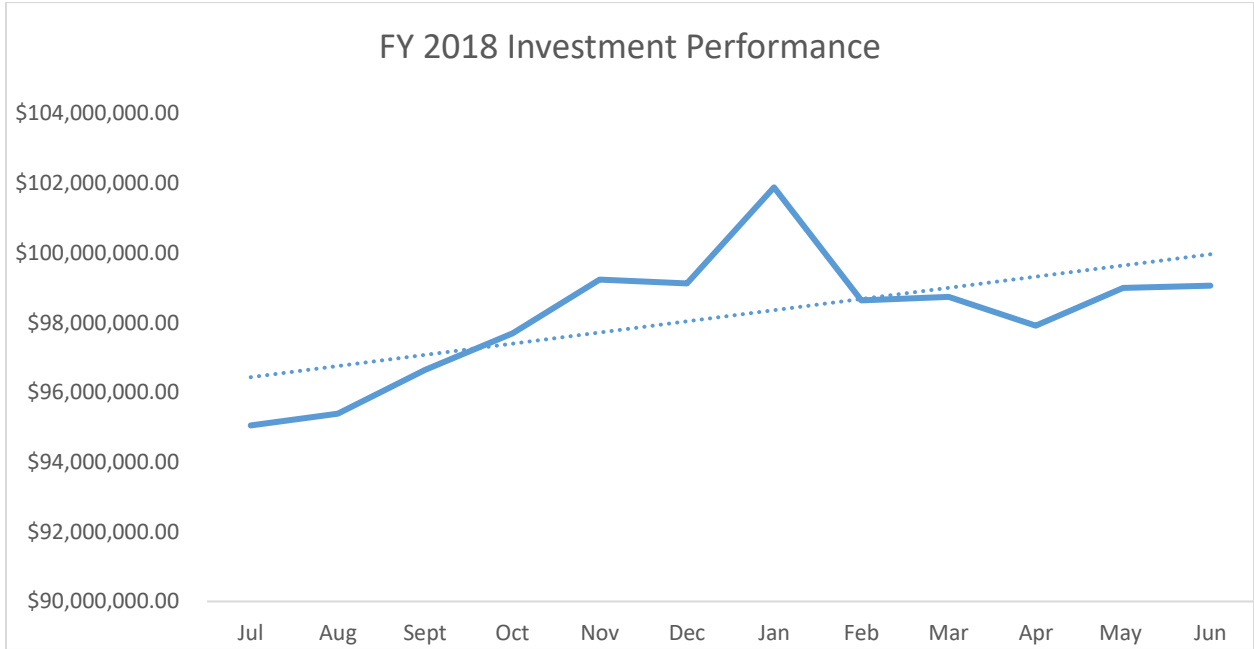
Since 2015, withdrawals from the investment portfolio to support projects and operations through FY2018 are as follows:

### Withdrawals from Investments:

Withdrawals From Investments		
	October, 2015	\$ 828,508.00
	May, 2016	\$ 828,508.00
	November, 2016	\$ 828,508.00
	February, 2017	\$ 828,508.00
	May, 2017	\$ 866,427.00
	December, 2017	\$ 866,427.00
	April, 2018	\$ 906,596.00
	July, 2018	\$ 915,233.60
	November, 2018	\$ 929,179.00
	April, 2019	\$ 933,354.00
	July, 2019	\$ 933,354.00
	<b>Total Withdrawals</b>	<b>\$ 9,664,602.60</b>

Actual Portfolio Value after withdrawals to fund Projects and Operations

Change in Portfolio Value since FYE	\$	2,024,159.70
July, 2018	\$	915,233.60
November, 2018	\$	929,179.00
April, 2019	\$	933,354.00
Actual Portfolio Gain Since FYE	\$	4,801,926.30

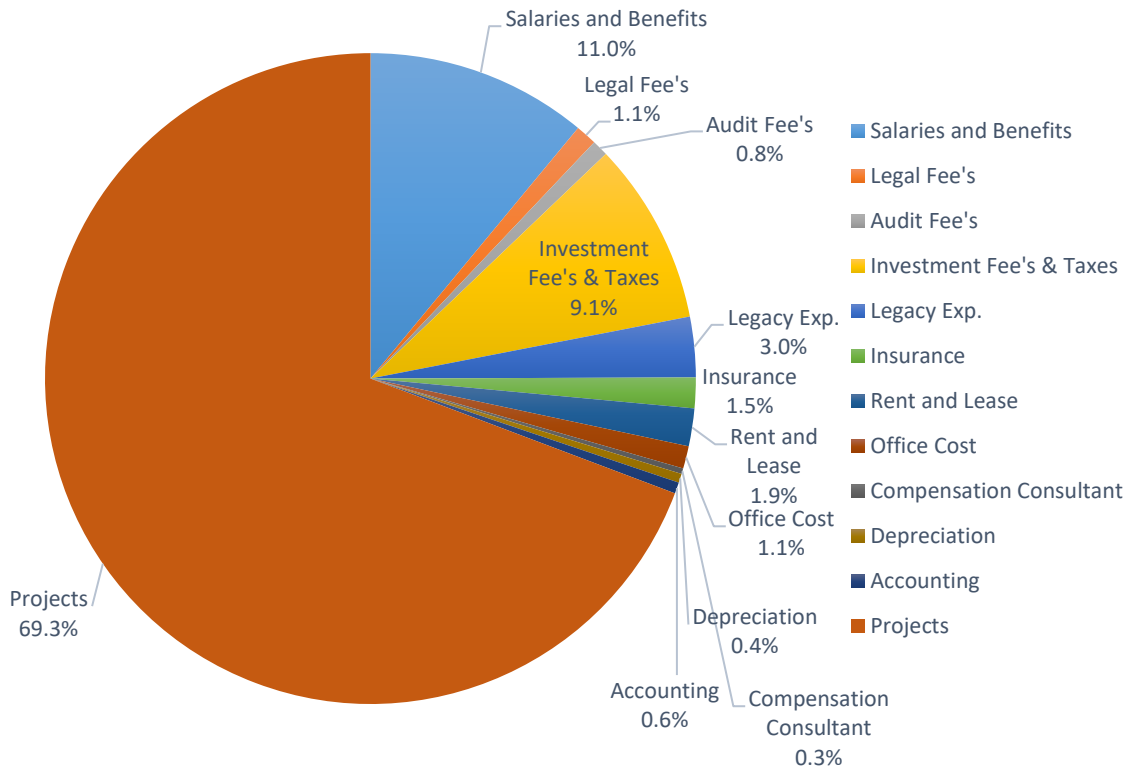


Total Assets increased by \$2,688,841 or 2.6%.

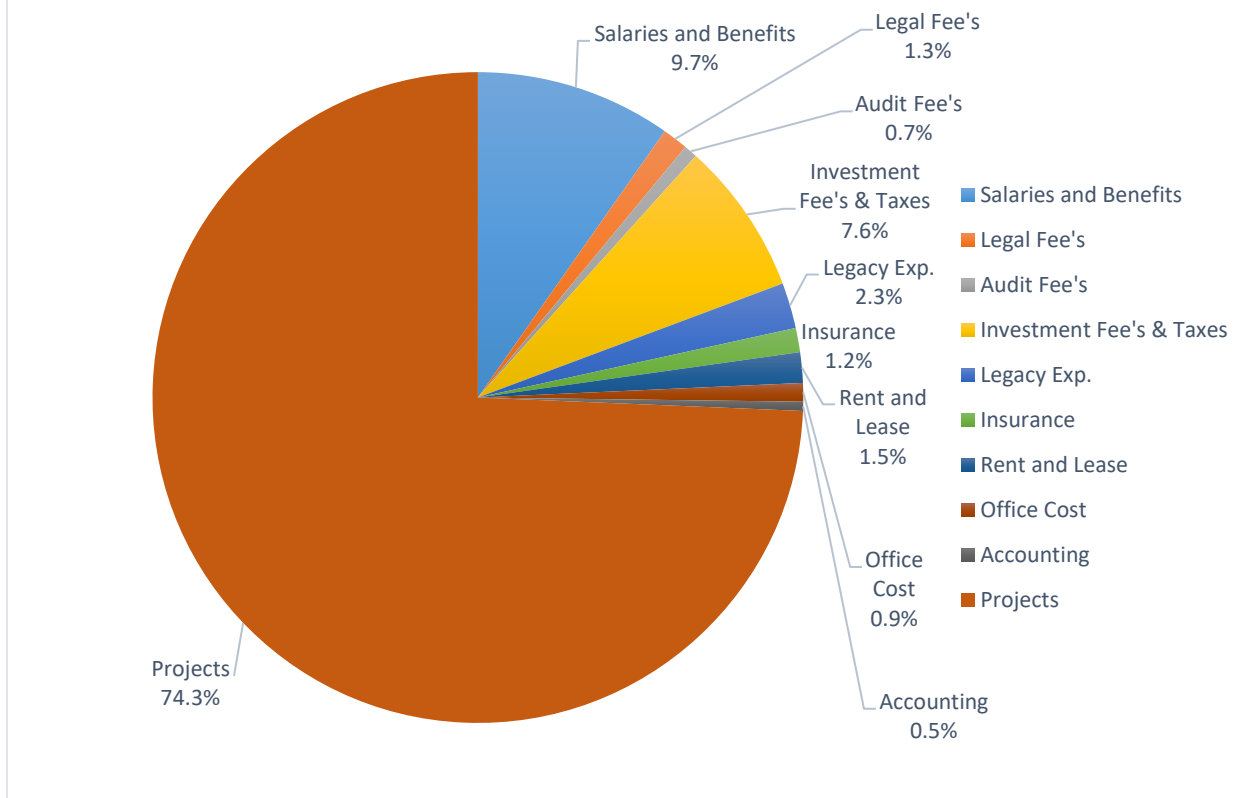
FY 2012	\$ 93,909,070.00
FY 2013	\$ 85,162,760.00
FY 2014	\$ 90,917,389.00
FY 2015	\$ 89,668,870.00
FY 2016	\$ 87,614,251.00
FY 2017	\$ 94,386,406.00
FY 2018	\$ 99,433,223.00
FY 2019	\$ 102,122,064.00

Operational Expenses Decreased \$452.97 or 0.08% from previous year.			
FY 2012			\$ 4,091,987.00
FY 2013			\$ 2,486,305.00
FY 2014			\$ 930,014.00
FY 2015			\$ 625,080.00
FY 2016			\$ 612,328.00
FY 2017			\$ 565,558.47
FY 2018			\$ 555,969.18
FY 2019 Preliminary			\$ 555,516.21

## Total Expense Overview FY 2018



## Total Expense Overview FY 2019



### Community Health Needs Assessment

In April of 2017, the Foundation conducted a Community Health Needs Assessment to better identify ongoing needs within the community in conjunction with a National Research Partner, Baker Tilly.

### Identified Priority Health Needs

Leadership from TRHF reviewed findings from the 2017 CHNA research to determine health priorities on which to focus community health improvement activities. CHNA research included public health indicators, socioeconomic measures, and input from health consumers and key community stakeholders. The CHNA research revealed a number of social and health issues contributing to health disparity and poorer health outcomes across the region.

**Access to Health Care,**

- Affordability of health care costs,
- Medical home for uninsured and underinsured
- Unmet need for behavioral health care
- Transportation for health needs

**Reducing Risk Factors for Chronic Disease**

- Health literacy and education
- Wellness programs aimed at reducing risk factors for disease and managing chronic conditions
- Proactive prescription management

**Community Collaboration**

- Increase networking among community based organizations
- Leverage existing resources
- Promote cross-program referrals

TRHF leadership determined that improving access to health care was central to the success of future health improvement initiatives. Specifically, the CHNA highlighted specific issues related to access to care that contribute to health disparities across the region.

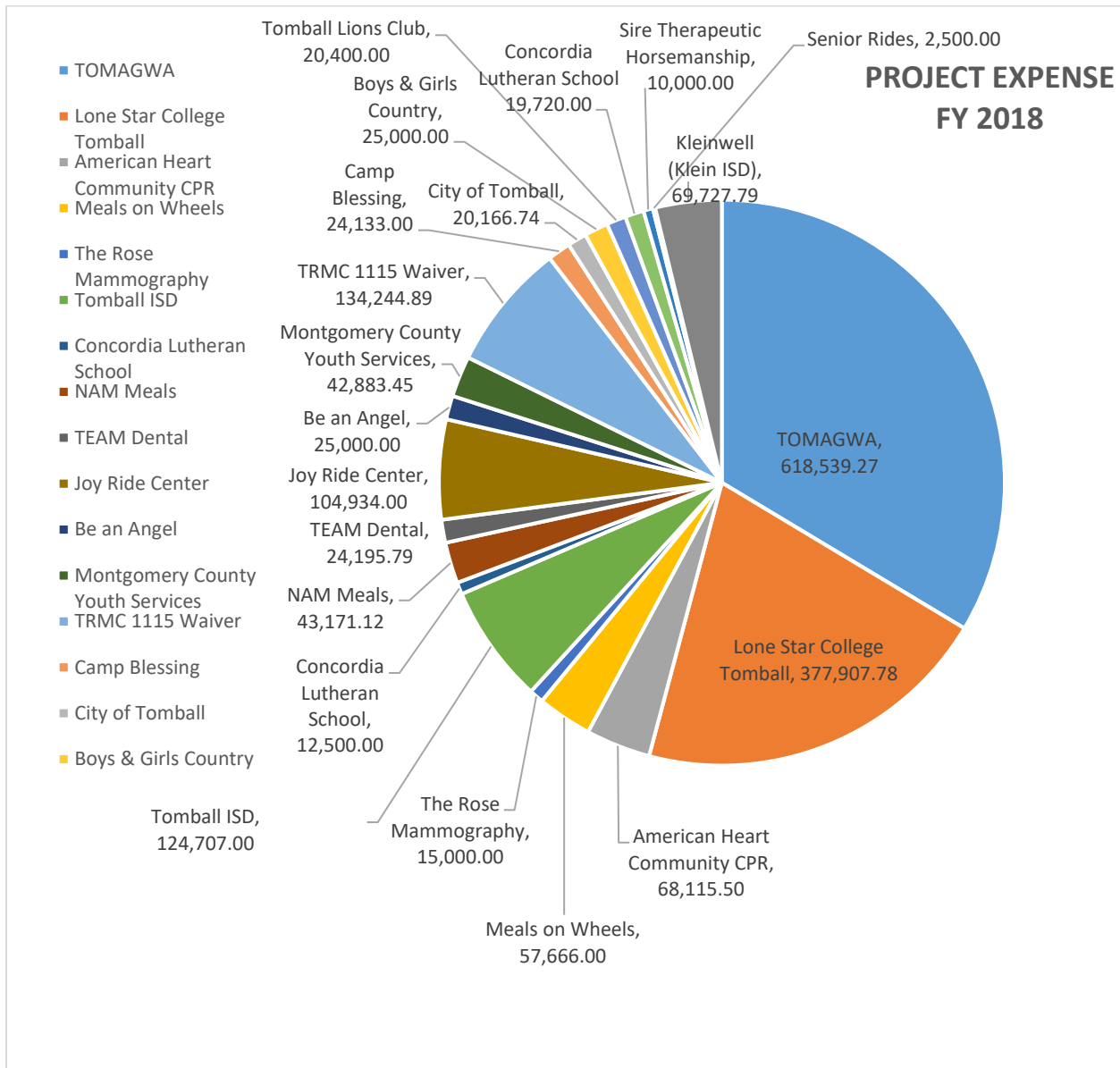
The entire 2017 Community Health Needs Assessment, including methodology and recommendations can be found here:

[http://www.trhfoundation.org/images/pdfs/TRHF\\_2017\\_CHNA\\_Data\\_Report\\_2017-04-28.pdf](http://www.trhfoundation.org/images/pdfs/TRHF_2017_CHNA_Data_Report_2017-04-28.pdf)

Tomball Regional Health Foundation is committed to the community and to being a community partner within Harris, Montgomery, and Waller Counties. TRHF will continue to be guided by our mission to promote wellness and improve health status for all residents in our communities through programs that enhance access to health care, preventative care and health education.

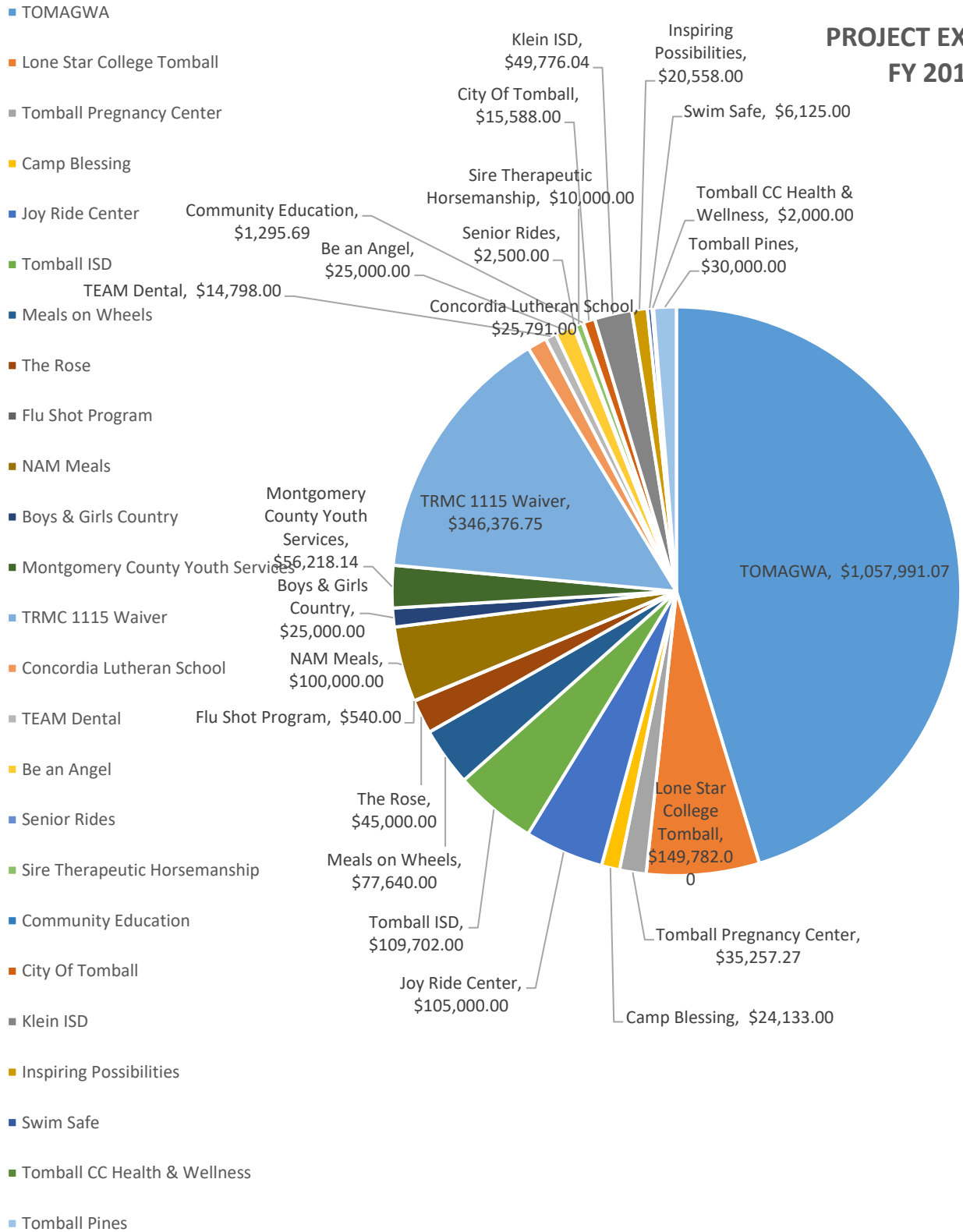
## Project Expense

Since 2012, the Authority has funded and budgeted over \$16,512,945.90 in Project Expense in our community.





# PROJECT EXPENSE FY 2019



## **Community Impact Summary**

Because of funding provided by the Authority:

\$346,376 was funded in FY 2019 to HCA Tomball for 1115 Waiver funding which returned approximately \$800,000 to the hospital through matching federal funds.

18,000 students continue to received CPR training this year in the Tomball, Klein, Magnolia, CyFair and Waller Schools

\$27,000.00 was funded for Vaccination Programs at LSC Tomball and HCA Tomball

Since February 2016, 1673 Women in our service area were funded a mammogram through The Rose

Disabled kids can go to Camp Blessing and receive therapy at Joy Ride, Sire and Be an Angel

AED's in all City Facilities have been replaced

Klein ISD has all new AED's for their campuses

The Lions Club Hearing Aid Program has been expanded

There is no waiting list in the Magnolia area for meals brought to their home

Northwest Assistant Ministries has expanded their meal program to Tomball

84,520 meals have been funded through Meals on Wheels and NAM Meals Programs

People without any other resource have access to excellent dental care at TOMAGWA

Dental Services at TOMAGWA treated 4902 dental patients funded by TRHF

Dental Services at TEAM have been expanded

4 High Schools in our area continue to receive education on the impact of driving while intoxicated

An additional nursing instructor for the Nursing program at Lone Star College Tomball helped them achieve one of the highest pass rates on the Board of Nurse Examiners testing in the State

There is now a wheelchair transportation program for disabled people to get them to the doctor or other medically related appointments

The Lone Star College Tomball's Pharmacy Program has state of the art equipment for training

Lone Star College Nursing Program has state of the art equipment for training

Lone Star College HOA program for Tomball ISD and Klein ISD which allows high school students to earn a degree in Nursing while still in High School have their textbooks provided to them at no cost.

An infant/Child Swim Safe Forever Program has been funded in our area to hopefully prevent any child from drowning.

Tomball ISD now has new audiology equipment and a life was saved utilizing an Automatic External Defibrillator provided by the Authority

650 Stop The Bleed Kits have been purchased for Tomball ISD to place at least one in each classroom.

Boys and Girls Country have additional resources to provide medical/dental care to their foster kids

Unmet mental health needs in our community have been addressed through grants to Montgomery County Youth Services and Grants to Klein and Tomball ISD's

### **Contacting the Authority**

This report is designed to provide our community with a general overview of the Authority's finances and activities. Questions about this report and request for additional financial information should be directed to the Chief Executive Officer by telephoning 832.559.5513

**Tomball Regional Health Foundation continues to be a leader in our community, making a difference in people's lives every day.**